

MLJ SERIES 28V

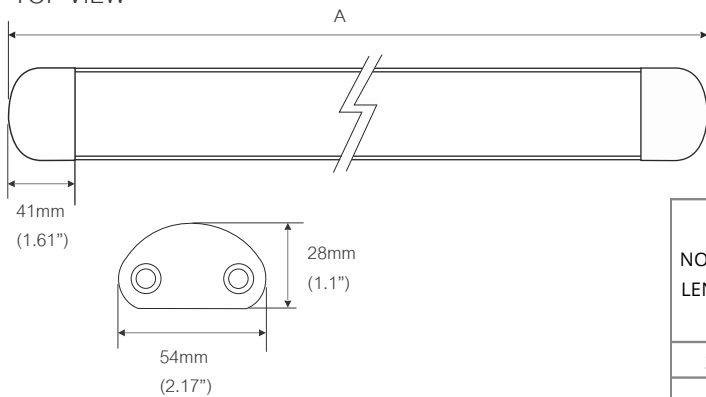


OPTIONAL FEATURES

- Lengths of 12" increments for 24VDC
- Colors: 6500K, 5700K, 4000K, 3500K, 2800K (Blue, Green, Red, Amber*)
- 12VDC (See data sheet for 12VDC)
- Blunt End Caps

ROUNDED END CAP

TOP VIEW



DESCRIPTION

The LED MLJ series is an all-in-one fixture that is low voltage and low profile.

It has been designed to be a direct and cost effective replacement for fluorescent fixtures in a variety of applications. Being a low profile enclosed light fixture allows the MLJ series to be used in many areas where headroom and ceiling height are a concern.

This light is perfect for use in mobile structures, vehicle mounted operations and UAV command centers.

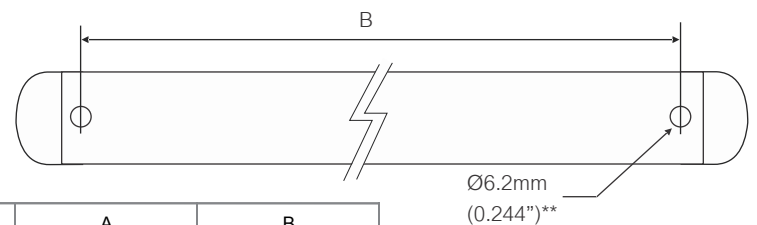
FEATURES

- Solid state lighting device, works well in harsh environments of hot or cold temperatures
- Instant on, no warm up time required
- Lasts 8 times longer than fluorescent
- No EMI emissions, to eliminate radio interference
- Designed to replace mini light fixtures
- Vibration proof features
- Lead Free Compliant, Mercury Free

STANDARD FEATURES

- Cool White (5000K) LEDs
- 28VDC Operating Voltage
- Rounded Lens
- Flush Mount

BOTTOM VIEW

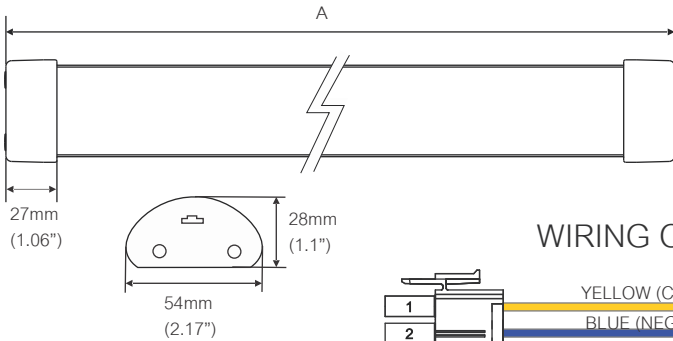


NORMAL LENGTH	A		B	
	INCH	MM	INCH	MM
	MAX		MAX	
16	17.87	454.0	15.438	392.125
30	31.81	808.0	29.375	746.125
44	45.87	1165.0	43.438	1103.325

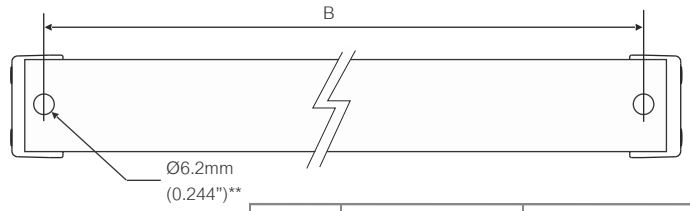
Tolerance +/-1.00mm

DIMENSIONS

BLUNT END CAP



BACK VIEW (MOUNTING HOLES)



WIRING OUTPUT



NORMAL LENGTH	A		B	
	INCH	MM	INCH	MM
16"	16.25"	409.58"	15.438"	392.125"
30"	30.125"	765.18"	29.375"	746.125"
44"	44.125"	1120.78"	43.438"	1103.325"

Tolerance +/-1.00mm

*SHOWN WITH OPTIONAL MOLEX CONNECTOR, AND OPTIONAL YELLOW CONTROL

ELECTRICAL STATS & OPERATING FUNCTIONS

TYPE	Nominal Length (inch)	Lens Type	PART# CODE	Input Voltage (DC Volts)			Input Current (Amp)			LUMINOUS Intensity (Lumens)					Power Consumption (Watts)	CRI	
										COOL WHITE		WARM WHITE		COLORS			
				MIN	TYP	MAX	5000K	4100K	3500K	2800k	BLUE	TYP	TYP				
MLJ	16	MILK WHITE	0-9	23	28	32	0.19	0.21	0.23	430	430	397	358	N/A	5	85	
	30						0.35	0.38	0.41	744	744	715	644		9		
	44						0.54	0.58	0.64	1204	1204	1113	1001		14		
	16	MILK WHITE	0-4				0.19	0.21	0.23	N/A					110	5	N/A
	30						0.35	0.38	0.41	197	9						
	44						0.54	0.58	0.64	307	14						

ORDERING INFORMATION

SERIES	END CAP	LENGTH	VOLTAGE	TYPE	WATTAGE	COLOR	LENS	INTENSITY	OPTIONAL
MLJ	X	XX	28	0-X	XX	X	X	X	X
	R = Round End Cap B = Blunt End Cap	16 30 44	28VDC	SEE CHART ABOVE	50= Cool White (5000K) 41 = Mid-Neutral White* (4100K) 35 = Neutral White* (3500K) 28 = Warm White (2800K) B = BLUE		C = Clear* M = Milk White	S= Single Intensity D = Dual Intensity (100% ~20%) V = Variable Intensity	M= Molex Connector (50-84-1030)

Example:

MLJ-R-30-28-0-9-15-50-M-S = Mini Light, Rounded End Caps, 30", 28V, 15W, 5000K Cool White, Milk White Lens, Single Intensity

* Custom order item, contact LED Smart Inc. for more details.